

NAIOP
2024 Chapter Leadership and Legislative Retreat
Washington, DC
Anne Blair
February 13, 2024



Electrification Coalition Founding

The **Electrification Coalition (EC)** is a nonpartisan, nonprofit organization dedicated to driving the policies and actions that will electrify all modes of transportation to protect economic and national security, public health, and American jobs.



Securing America's
Future Energy



Electrification
Coalition



Electrification Coalition



Fleet Technical Lead



Local/State/Federal EV Policy



City Electrification Advisor



Freight Electrification

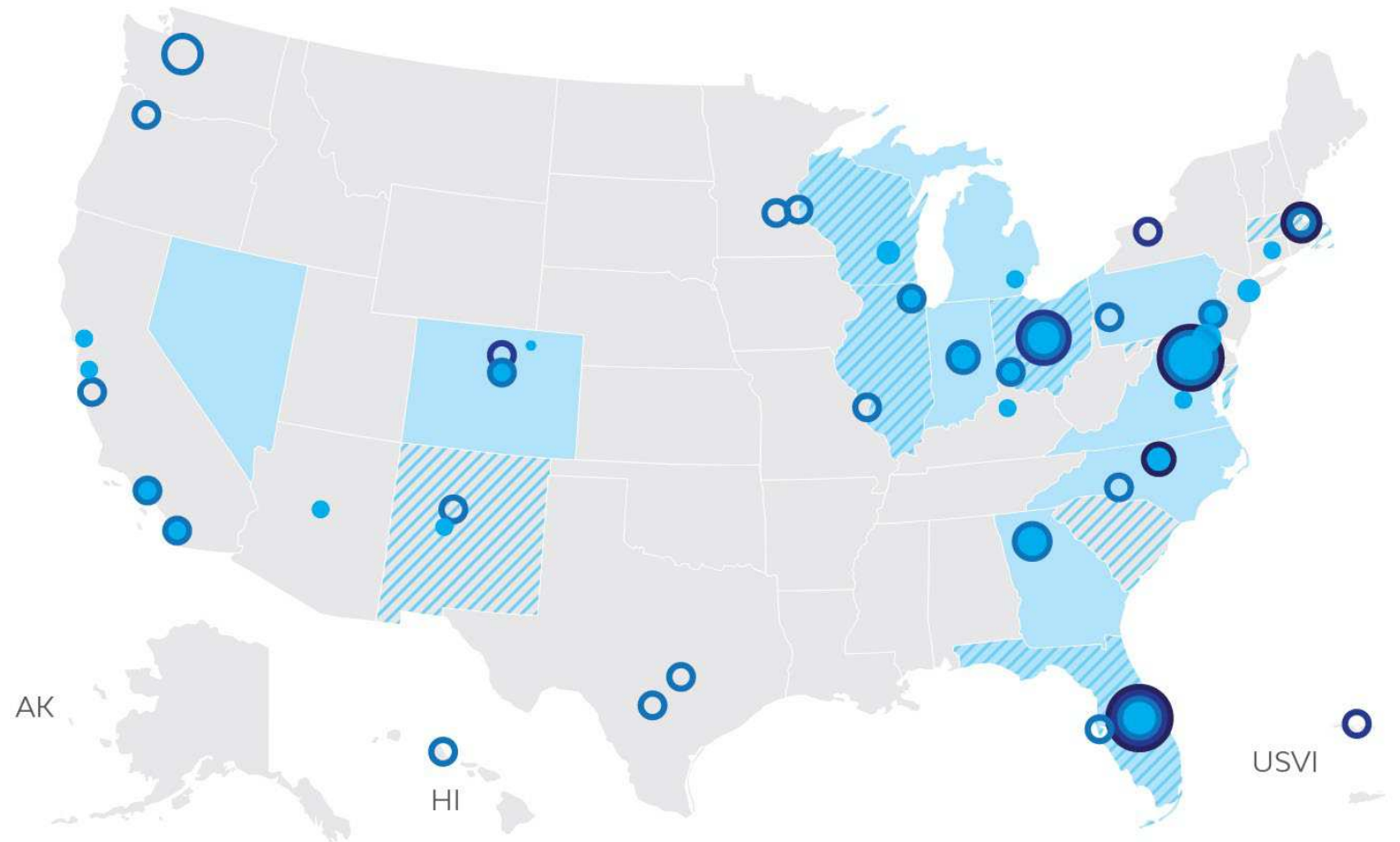


Project Leadership and Coordination



Advocacy and Education

The EC National Presence



- Staff Locations
- Priority States
- ACCC Cities
- ▨ State Fleet Cohorts
- Smart / Accelerator Cities
- Roadmap Cities

Overreliance On Oil

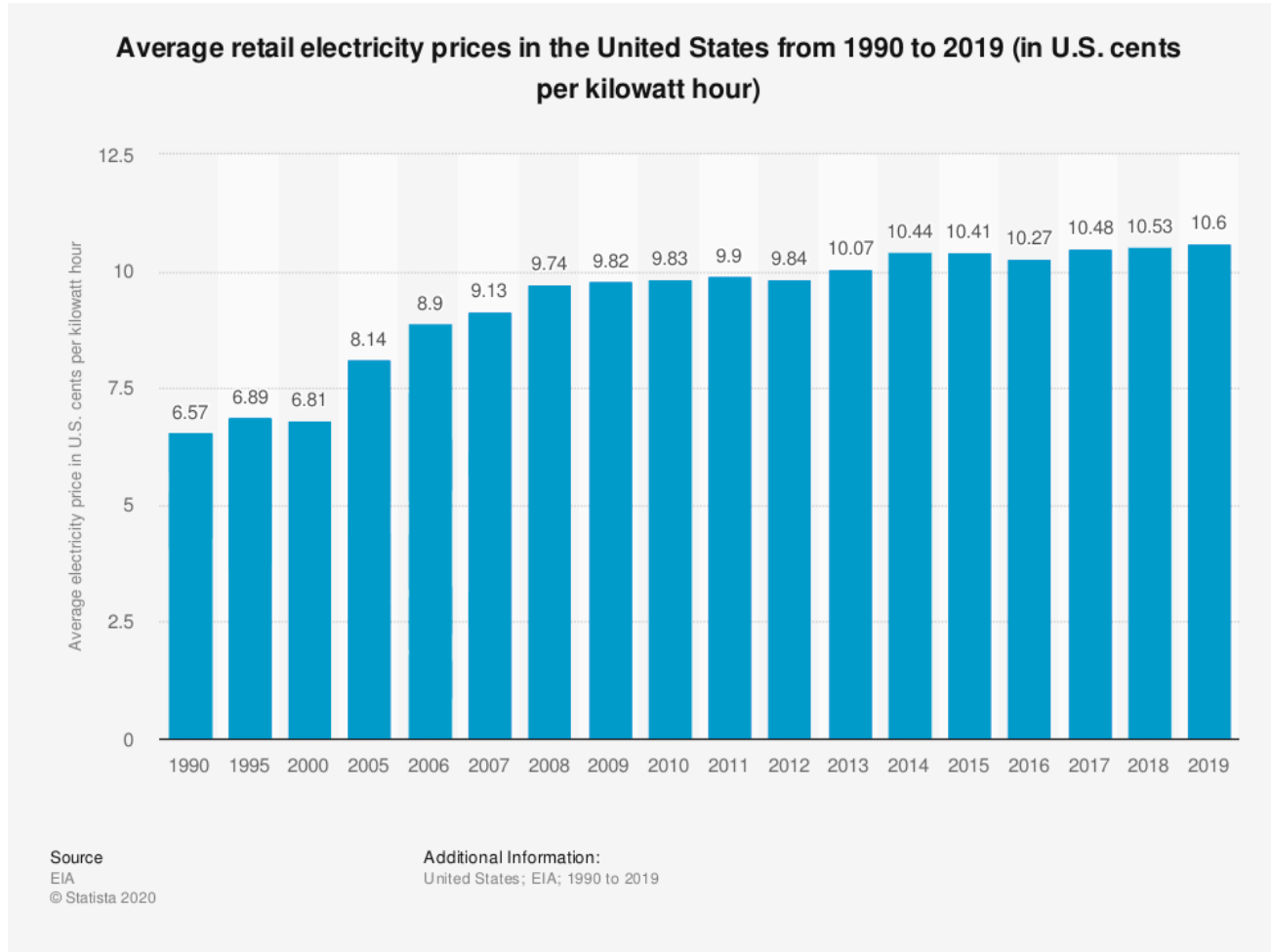


We are heavily dependent on an unstable oil market.

The U.S. is the **world's largest consumer** of crude oil and petroleum, accounting for nearly **20% of daily global oil demand** with only **4% of the world's population**.

- 90% of America's transportation sector is dependent on oil-based fuels.
- Transportation is responsible for approximately 70% of all U.S. petroleum consumption.

The Case for Electrification

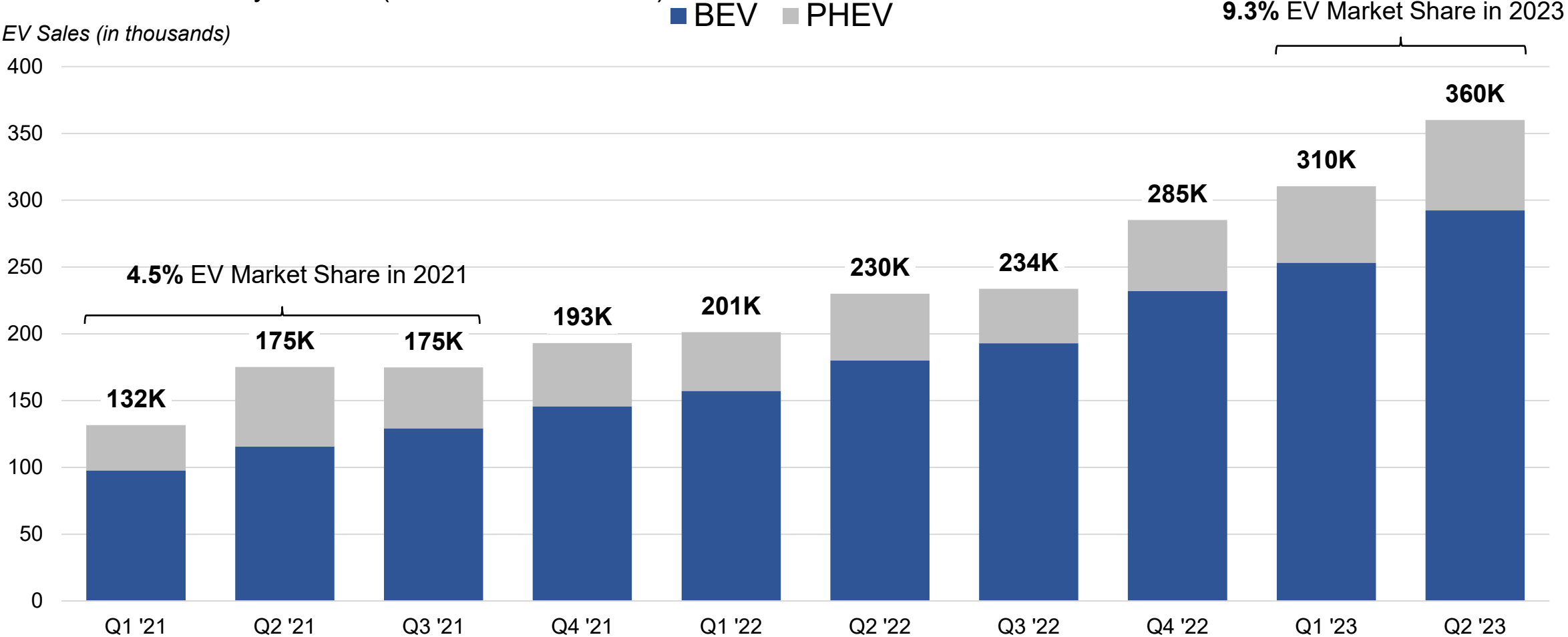


Electricity is 100% domestically produced, and rates have stayed **low and consistent**, insulating consumers and fleets from oil price volatility.

Electric mobility is one of the best scalable alternatives for reducing U.S. oil dependence, and they are the only vehicles that will get **cleaner over time**.

State of the Market

National EV Sales by Quarter (Jan 2021 – Jun 2023)





Federal Funding Snapshot

THE OLIVE PLACE
In The Heart of the City
CALL 0917.672.1674
www.oliveplace.com

Quinson Ave
Alabang

CITY BUSES
STAY ON
YELLOW LANE

CITY BUSES
STAY ON
YELLOW LANE

SUNO MOTOR

DATA LAGO

TOWER

DR

Infrastructure Investment & Jobs Act and the Inflation Reduction Act

EV Charging

- **\$5 billion** for National Electric Vehicle Infrastructure (NEVI) Formula
- **\$2.5 billion** for Charging and Fueling Infrastructure (CFI) grants

MDHD Vehicles

- **\$5.6 billion** for Low or No Emission (Bus) Grant Program
- **\$5 billion** for Clean School Bus Program (\$1B spent – 389 districts)
- **\$3 billion** for Grants to Reduce Air Pollution at Ports – Coming soon!
- **\$1 billion** for Clean Heavy-Duty Vehicles

Manufacturing

- **\$6 billion** for battery processing and manufacturing - \$2.8B/ \$74 mill recycling
- **\$40 billion** in loan authority for advanced energy manufacturing

Tax Credits

- **\$7,500** for purchase of a new EV (\$4,000 for used) - 30D
- **\$40,000** Tax Credit for purchase of clean commercial vehicle – 45W
- **\$100,000** for refueling charging infrastructure property credit - 30C



Federal Funding Spurs EV Manufacturing Investments

Announced Investment in EV and EV Battery Manufacturing Facilities (Jan 2010 to Jun 2023)

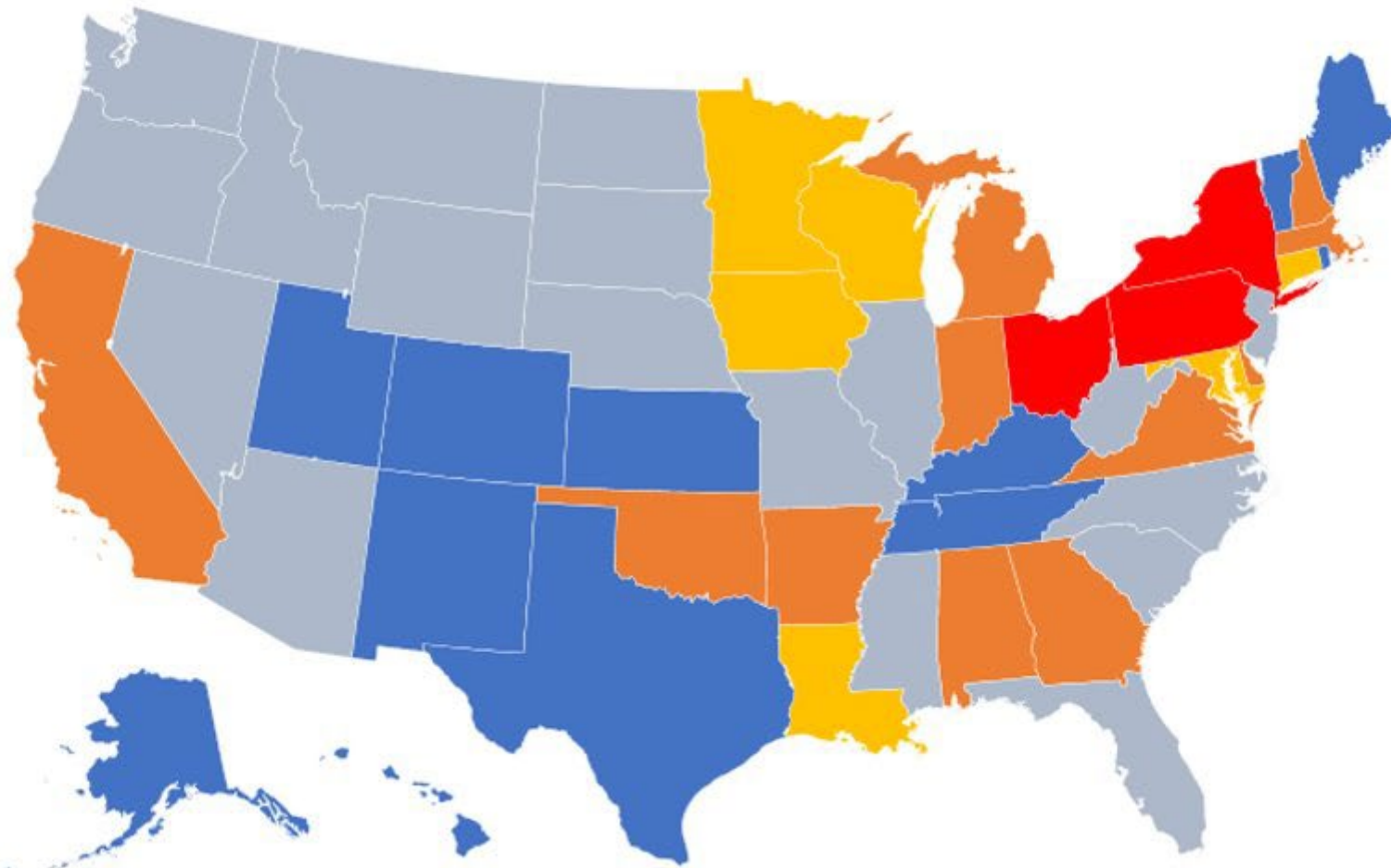
Announced Investment (in billions)



NEVI Progress Report

Project Phase per State

■ Plan Submitted ■ RFP Closed ■ Awarded ■ RFP Opened ■ Operational



- 10 states have made awards
- On July 11th, 2023 – first award
- First station to break ground, New London, OH – Oct. 2023
- Pittston, PA broke ground on November 9th, 2023
- \$91 million awarded so far for 158 stations
- 22 states have opened their requests for proposals (RFPs)

NEVI Updates

Fifteen States have announced awards

- **Hawaii:** July 11, 2023 | 8 sites
- **Ohio:** July 13, 2023 | 27 sites
- **Vermont:** July 2023 | 0 sites
- **Maine:** August 1, 2023 | 7 sites
- **Colorado:** August 3, 2023 | 24 sites
- **Pennsylvania:** August 14, 2023 | 54 sites
- **Alaska :** September 25, 2023 | 9 sites
- **Kentucky :** October 5, 2023 | 24 sites
- **New York:** October 17, 2023 | unknown
- **Utah:** November 14, 2023 | 15 sites
- **New Mexico:** December 11, 2023 | 17 sites
- **Texas:** December 11, 2023 | 13 sites
- **Rhode Island:** December 20, 2023 |
- **Kansas:** January 3, 2024 | 6 sites
- **Tennessee:** January 31, 2024 | 30 Sites

Total Amount Awarded: \$180M+

Total number of Stations Awarded: 246

CFI Updates

47 Projects Awarded, across 5,800+ reported L2 and DCFC

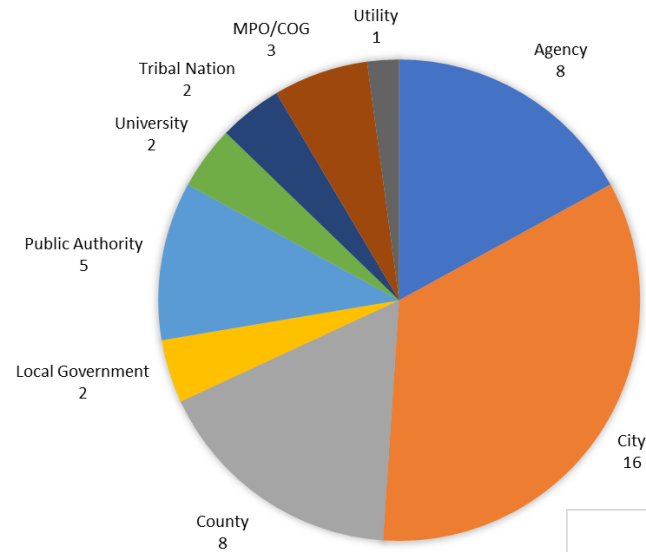
- Projects awarded across 24 states and Puerto Rico.
- Grant requests not exclusively “maxed out”, indicating room and reward for smaller and medium-sized projects as well.

Key Trends Spotted in Awarded Applicants:

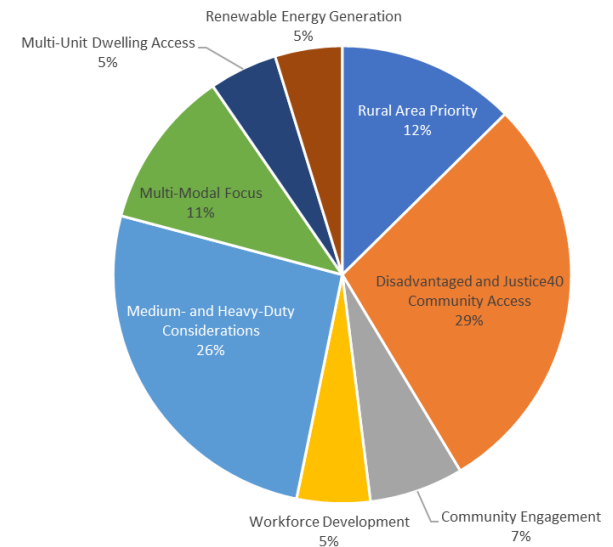
- Multi-city applications saw increased success and award
- Project were evenly split between Community and Corridor projects, with heavier tilt towards L2 deployment overall.
- Variety of prime applicants (especially non-city) showed outside-the-box approach to expand footprint.
- Projects varied in size, with avenue to success for smaller projects.

CFI Awards

Awards by Applicant Type



Key Project Elements



Program Overview

- Goal: Fund projects that implement GHG reduction programs and policies and are identified in a Priority Climate Action Plan (PCAP), developed under a CPRG planning grant.
- Eligible Applicants:
 - lead organizations who have been awarded under the CPRG *Planning* Grant and submit their PCAP by March 1, 2024
 - state and territorial agencies, municipalities, air pollution control agencies, and tribes that did not directly receive planning grant funds but seek funding to implement one or more measures included in an applicable PCAP.
- Deadline: Applications due by April 1, 2024
- Period of Performance: Up to 5 years after awarded
- Anticipated distribution of awards: October 2024

Application Details

- EPA encourages applicants to apply for funding together as a coalition, to create regional GHG reductions
- Preference for:
 - applications that prioritize GHG emission reductions in disadvantaged communities
 - Projects that anticipate near-term GHG reductions
- Application must include anticipated outputs and outcomes, and must demonstrate how the project supports EPA's fiscal year strategic goals of decarbonization
- There is no cost share requirement



Funding Allocation

- Total funding: \$4.3 billion for general competition, and an additional \$300 million exclusively for tribal applicants
- EPA will categorize applications based on the tier system below, and evaluate applications against others with in their tier

Tier	Grant Ranges	Funds Targeted for Each Tier	Anticipated Number of Grants to be Awarded
Tier A	\$200,000,000 – \$500,000,000	\$2 billion	4-10
Tier B	\$100,000,000 – \$199,999,999	\$1.3 billion	6-13
Tier C	\$50,000,000 – \$99,999,999	\$0.6 billion	6-12
Tier D	\$10,000,000 – \$49,999,999	\$0.3 billion	6-30
Tier E	\$2,000,000 – \$9,999,999	\$0.1 billion	10-50



Eligible Projects

- Eligible Projects: CPRG Funds Projects across multiple sectors: electric power, transportation, industrial, commercial and residential buildings, agriculture/natural and working lands, and waste, water and sustainable materials management Sectors.
- Eligible EV Transportation Projects include:
 - Programs to increase the share of electric light-, medium-, and heavy-duty vehicles, and to expand electric vehicle charging infrastructure
 - Electrification requirements for state, municipal, territorial, and tribal vehicle, transit, or equipment fleets
 - New or expanded transportation infrastructure projects to facilitate public transit, micro-mobility, car sharing, bicycle, and pedestrian modes
 - Incentive programs to purchase zero-emission vehicles and equipment to replace older heavy-duty diesel vehicles and equipment
 - Programs to increase efficiency and reduce GHG emissions at ports and freight terminals, such as vehicle or equipment idle reduction, vessel-speed reduction, equipment electrification, and shore power

Ineligible Applicants

- Applicants in Florida, Iowa, Kentucky, and South Dakota are ineligible unless covered by a PCAP by one of the 12 MSAs below awarded a planning grant in these states:

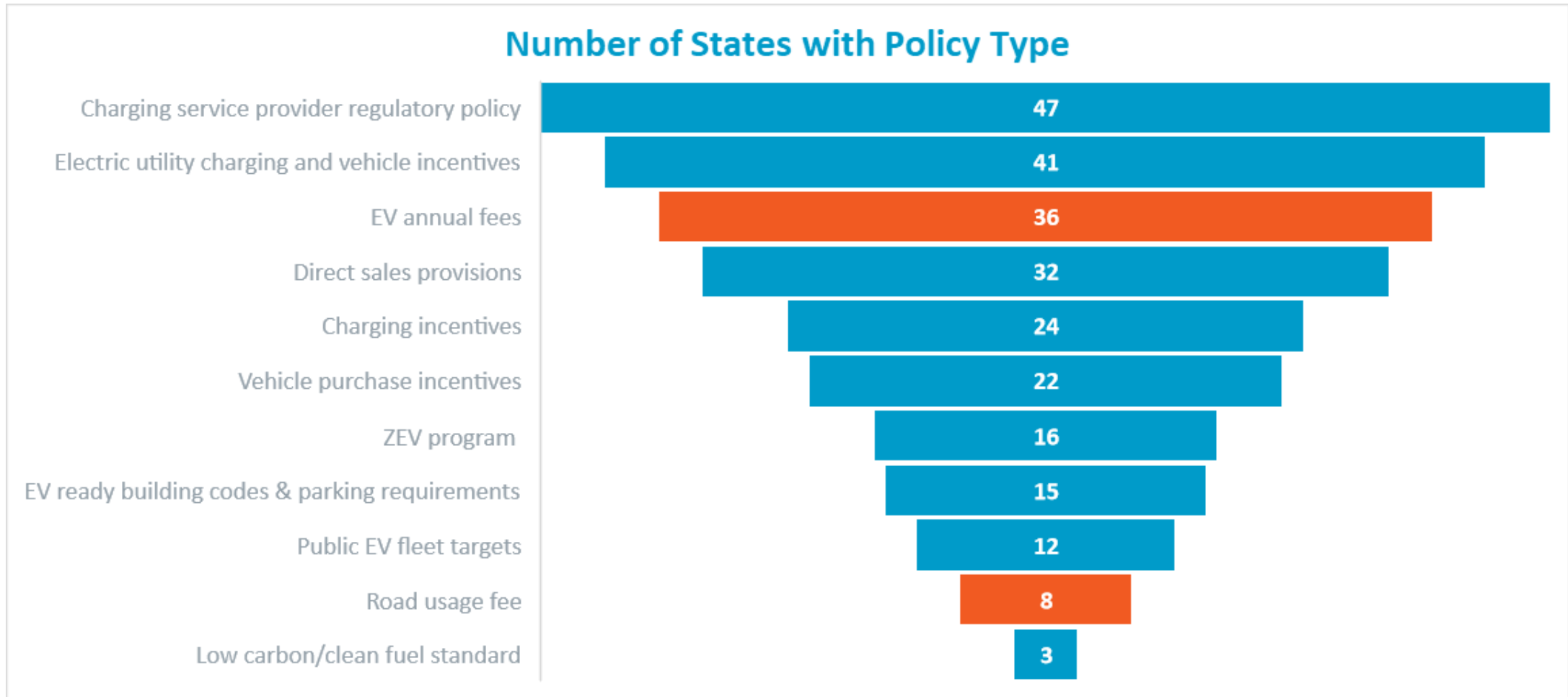
1. Miami-Fort Lauderdale-Pompano Beach, FL Metro Area
2. Tampa-St. Petersburg-Clearwater, FL Metro Area
3. Orlando-Kissimmee-Sanford, FL Metro Area
4. Jacksonville, FL Metro Area
5. North Port-Sarasota-Bradenton, FL Metro Area
6. Des Moines-West Des Moines, IA Metro Area
7. Cedar Rapids, IA Metro Area
8. Iowa City, IA Metro Area
9. Louisville/Jefferson County, KY-IN Metro Area
10. Lexington-Fayette, KY Metro Area
11. Bowling Green, KY Metro Area
12. Rapid City, SD Metro Area.





State Trends and Challenges

Major Policies Trends



New Policy Highlights

Permitting

New Jersey S-3223: Establishes numerical requirements and zoning standards for installation of EV charging stations and make-ready parking spaces.

MHD Incentives

NV AB 184: This bill establishes a voucher incentive program called the Clean Trucks and Buses Incentive Program in which the Division of Environmental Protection of the State Department of Conservation and Natural Resources will, issue vouchers to approved contractors to redeem certain price incentives to certain entities for the sale of eligible MHD EVs.

Electric School Bus Incentives

MI School Bus program: \$125 million in funding to help school districts across the state bring the benefits electric school buses to their communities. Building on the Governor's Executive Budget recommendation, this funding will complement the rebate awards received by 25 Michigan school districts through the first round of the Environmental Protection Agency's Clean School Bus Program.

An aerial night view of a busy city street with heavy traffic. The scene is illuminated by streetlights and vehicle headlights. A large blue semi-transparent rectangle is overlaid across the center of the image, containing the text 'Emerging Issues'. In the background, there are signs for 'The Olive Place' and 'SINO MOTOR'.

Emerging Issues




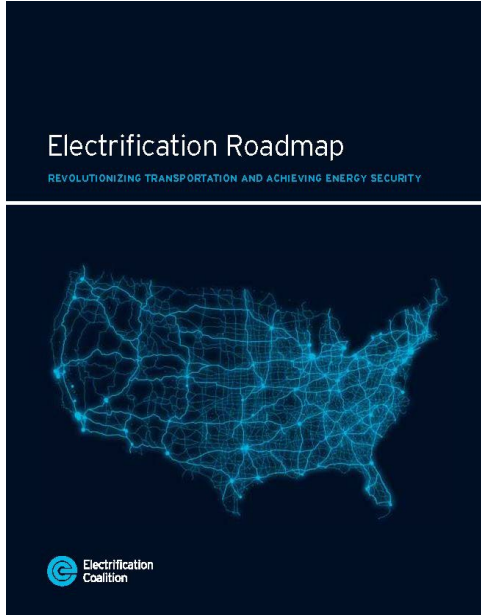

Freight Trends

UPDATE

www.electrificationcoalition.org/drve/

UPDATE

Grid Readiness



EC Resources and Toolkits



Explore more resources at
www.electrificationcoalition.org



Find these tools, case studies, and more at:
electrificationcoalition.org/resource

Additional Tools and Resources

Dashboard for Rapid Vehicle Electrification (DRVE) Tool

- <https://electrificationcoalition.org/resource/drve>
- Dashboard for Rapid Vehicle Electrification (DRVE) Tool – light, medium, and heavy-duty fleet assessment tool.
- Free-to-use analysis for finding TCO-derived EV recommendations.

EV Funding Finder

- electrificationcoalition.org/ev-funding-finder
- EC-curated federal funding tool, updated to match new funding as announced.
- “Choose your own” style to sort and search based on organizational type and project.

EV Purchasing Collaborative

- drivevfleets.org
- Vehicle and charging procurement platform, run with partners at Sourcewell.
- Designed as additional procurement option, to expedite traditional RFP process.

Thank you!



Anne Blair

Vice President, Policy & Freight

ABlair@electrificationcoalition.org